

PROFILE

Benchmark	MSCI ACWI Index
Portfolio Management	Stuart R. Davies, CFA Lode Devlaminck
Inception Date	February 1, 2009
Assets Under Management	\$653 million

CURRENT POSITIONING

Characteristics	DuPont Capital ¹	Index
Number of Holdings	113	2,486
Dividend Yield	2.42%	2.49%
P/E (12-mo Trailing)*	16.9x	18.3x
Weighted Avg Mkt Cap	\$97.5 bn	\$87.7 bn

Regions	DuPont Capital ¹	Index
U.S.	57%	53%
International Developed	28%	32%
Emerging	15%	15%

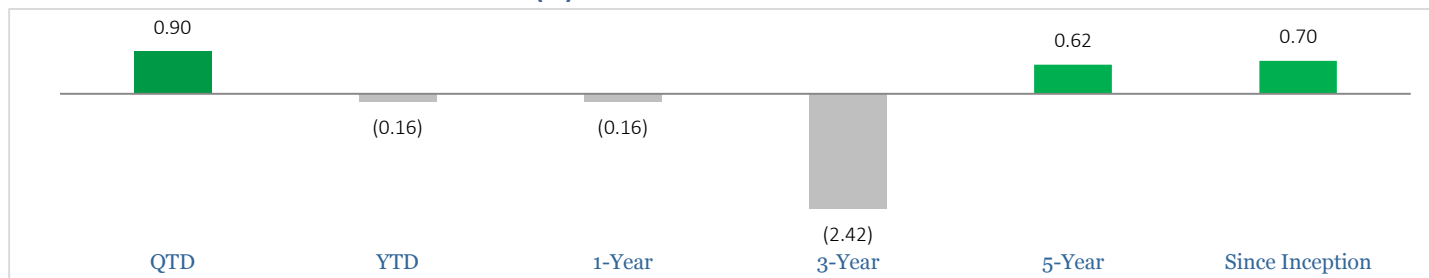
INVESTMENT STRATEGY

Our valuation model is the core of our investment process.

- ❖ We maintain a long-term investment horizon in order to benefit from valuation anomalies.
- ❖ We combine systematic valuation models with in-depth fundamental research to identify what we believe are the most attractively valued securities.
- ❖ We evaluate risk through both top down and bottom up analysis.
- ❖ Our risk-controlled portfolio construction process is designed to avoid uncompensated risk at the company, sector, region, and country level.

Our investment process is designed to identify companies trading at a substantial discount to their normalized earnings power.

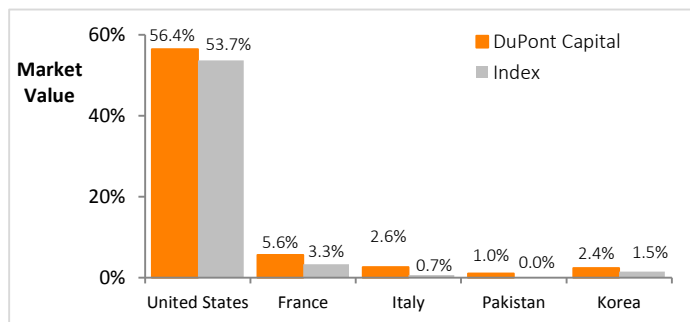
RELATIVE GROSS PERFORMANCE VS. BENCHMARK (%)



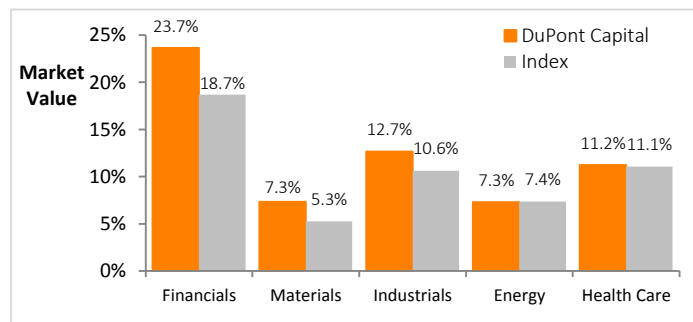
PERFORMANCE (%)

As of December 31, 2016	QTD	YTD	1-Year	3-Year	5-Year	Since Inception
DuPont Capital Global Equity (Gross of fees)	2.09	7.71	7.71	0.71	9.97	12.41
DuPont Capital Global Equity (Net of fees)	1.90	6.91	6.91	(0.04)	9.16	11.60
MSCI ACWI Index	1.19	7.86	7.86	3.13	9.35	11.71

TOP 5 OVERWEIGHT COUNTRIES¹



TOP 5 OVERWEIGHT SECTORS¹



All information as of December 31, 2016 unless otherwise stated.

¹DuPont Capital information presented is that of a representative account. The representative account is the account in the composite with the longest tenure.

*Excludes negatives

Please see performance disclosures.

ABOUT THE PORTFOLIO TEAM

Stuart R. Davies, CFA

Portfolio Manager, High Conviction Global Equities and Senior Global Equity Analyst
31 Years of Investment Experience

Lode Devlaminck

Managing Director and Senior Portfolio Manager, Global Equity
27 Years of Investment Experience

Equity Team Summary

10 Portfolio Managers
9 Research Analysts
6 Portfolio Risk & Analytics
3 Traders
1 Portfolio Specialist

ABOUT OUR FIRM

DuPont Capital has a long history of institutional asset management. Our parent company, DuPont, established a retirement pension plan for employees in 1942, and in 1975 created a separate pension management division.

In 1993, DuPont Capital was established and became an SEC registered investment advisor. We share our parent company's history of innovation, and over the years, have been on the forefront of developing global investment opportunities in both traditional and alternative strategies across equity, fixed income, and alternative investments.

PERFORMANCE DISCLOSURE: DUPONT CAPITAL GLOBAL EQUITY FUNDAMENTAL

Year	Gross Return (%)	Net Return (%)	Benchmark Return (%)	Composite 3-year Std Deviation (%)	Benchmark 3-year Std Deviation (%)	Number of Portfolios	Internal Dispersion (%)	Composite Assets (\$ millions)	Total Firm Assets (\$ millions)
2015	-6.8	-7.5	-2.4	11.9	10.9	≤ 5	N/A	459	27,022
2014	1.8	1.0	4.2	12.1	10.6	≤ 5	N/A	511	31,735
2013	31.3	30.3	22.8	15.8	14.1	≤ 5	N/A	283	36,296
2012	20.0	19.1	16.1	19.5	17.4	≤ 5	N/A	62	30,906
2011	-8.2	-8.8	-7.3	N/A	N/A	≤ 5	N/A	52	25,625
2010	15.4	14.6	12.7	N/A	N/A	≤ 5	N/A	56	19,283
2009*	48.1	47.2	47.2	N/A	N/A	≤ 5	N/A	59	18,236

*Partial year (February 1 - December 31, 2009)

- DuPont Capital Management (DCM) claims compliance with the Global Investment Performance Standards (GIPS®) and has prepared and presented this report in compliance with the GIPS standards. DCM has been independently verified for the periods January 1, 1993 through December 31, 2015.
- Verification assesses whether (1) the firm has complied with all the composite construction requirements of the GIPS standards on a firm-wide basis and (2) the firm's policies and procedures are designed to calculate and present performance in compliance with the GIPS standards. The DCM Global Equity Fundamental composite has been examined for the periods February 1, 2009 (inception) through December 31, 2015. The verification and performance examination reports are available upon request.
- DCM is an investment adviser registered under the Investment Advisers Act of 1940. DCM is a wholly owned subsidiary of E. I. du Pont de Nemours and Company and specializes in institutional investment management services, utilizing a variety of investment strategies and styles. Registration does not imply a certain level of skill or training.
- DCM Global Equity Fundamental (Inception Date – 02/01/2009) includes all accounts that are invested in global equity securities from developed and emerging markets. This strategy utilizes a value-based strategy that acquires the shares of companies that are priced attractively relative to their normal earnings and cash flow generating power.
- The composite benchmark is the MSCI ACWI (All Country World Index) Index, which is a free float-adjusted market capitalization weighted index that is designed to measure the equity market performance of developed and emerging markets. This index is net total return which reinvests dividends after the deduction of withholding taxes, using (for international indices) a tax rate applicable to non-resident institutional investors who do not benefit from double taxation treaties. MSCI uses the maximum withholding tax rate applicable to institutional investors. The returns for this index do not include any transaction costs, management fees or other costs. You cannot directly invest in this index. Benchmark returns are not covered by the report of independent verifiers.
- Performance results reflect the reinvestment of dividends and other earnings. Valuations are computed and performance is reported in U.S. dollars. Prior to July 2009, the Composite returns reflect income earned through participation in a securities lending program. DCM discontinued participation in the securities lending program after July 1, 2009. Composite returns are calculated net of non-reclaimable withholding taxes on dividends and interest income. Gross-of-Fees returns are presented before management and custodial fees but after all trading expenses. Net-of-Fees returns are calculated monthly by deducting 1/12th of the highest applicable fee rate in effect for the respective time period from the gross composite return. The DCM Global Equity Fundamental fee schedule is as follows: 0.75% first \$25 million, 0.72% next \$25 million, 0.70% next \$50 million, 0.68% thereafter.
- Securities and other instruments in which the composite invests may be denominated or quoted in currencies other than the U.S. dollar (Base Currency). Changes in foreign currency exchange rates can affect the value of an investor's account. This risk, generally known as "currency risk," means that a strong U.S. dollar (Base Currency) will reduce returns for investors while a weak U.S. dollar (Base Currency) will increase those returns.
- The ex-post three-year annualized standard deviation measures the variability of the composite and the benchmark returns over the preceding 36-month period. For those periods with less than 36 monthly returns, "N/A" is noted.
- Internal dispersion is calculated using the equal-weighted standard deviation of annual gross returns of those portfolios that were included in the composite for the entire year. For those periods with five or fewer accounts included in the entire year, "N/A" is noted as the dispersion is not considered meaningful.
- Past performance is not indicative of future performance. It should not be assumed that results in the future will be profitable or equal to past performance. These performance disclosures apply to all of the DCM investment performance data presented herein.
- This composite was created in February 2009. A list of composite descriptions is available upon request as are policies for valuing portfolios, calculating performance, and preparing compliant presentations.